



FoxA2 Monoclonal Antibody

Catalog No	YP-Ab-00977
Isotype	IgG
Reactivity	Human
Applications	WB;IHC;IF;ELISA
Gene Name	FOXA2
Protein Name	Hepatocyte nuclear factor 3-beta
Immunogen	Purified recombinant fragment of FoxA2 expressed in E. Coli.
Specificity	FoxA2 Monoclonal Antibody detects endogenous levels of FoxA2 protein.
Formulation	Ascitic fluid containing 0.03% sodium azide,0.5% BSA, 50%glycerol.
Source	Monoclonal, Mouse
Purification	Affinity purification
Dilution	WB: 1/500 - 1/2000. IHC: 1/200 - 1/1000. ELISA: 1/10000.. IF 1:50-200
Concentration	1 mg/ml
Purity	≥90%
Storage Stability	-20°C/1 year
Synonyms	FOXA2; HNF3B; TCF3B; Hepatocyte nuclear factor 3-beta; HNF-3-beta; HNF-3B; Forkhead box protein A2; Transcription factor 3B; TCF-3B
Observed Band	
Cell Pathway	Nucleus . Cytoplasm . Shuttles between the nucleus and cytoplasm in a CRM1-dependent manner; in response to insulin signaling via AKT1 is exported from the nucleus.
Tissue Specificity	Liver,Lung,
Function	function:Transcription activator for a number of liver genes such as AFP, albumin, tyrosine aminotransferase, PEPCK, etc. Interacts with the cis-acting regulatory regions of these genes.,online information:Hepatocyte nuclear factors entry,similarity:Contains 1 fork-head DNA-binding domain.,subunit:Binds TLE1.,
Background	This gene encodes a member of the forkhead class of DNA-binding proteins. These hepatocyte nuclear factors are transcriptional activators for liver-specific genes such as albumin and transthyretin, and they also interact with chromatin. Similar family members in mice have roles in the regulation of metabolism and in the differentiation of the pancreas and liver. This gene has been linked to sporadic cases of maturity-onset diabetes of the young. Transcript variants encoding different isoforms have been identified for this gene. [provided by RefSeq, Oct 2008],



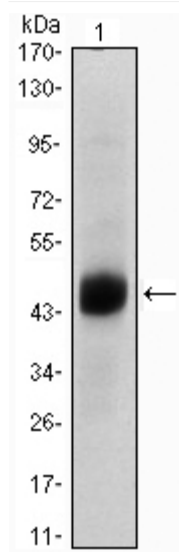
matters needing attention

Avoid repeated freezing and thawing!

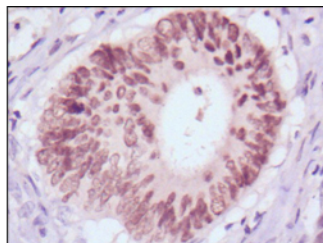
Usage suggestions

This product can be used in immunological reaction related experiments. For more information, please consult technical personnel.

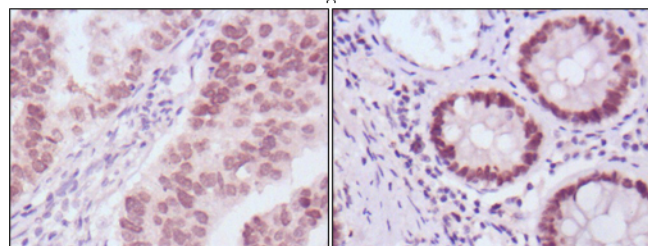
Products Images



Western Blot analysis using FoxA2 Monoclonal Antibody against A549 (1) cell lysate.



Immunohistochemistry analysis of paraffin-embedded human colon cancer (A), gastric cancer (B) and rectal cancer (C) tissues with DAB staining using FoxA2 Monoclonal Antibody.



B

C